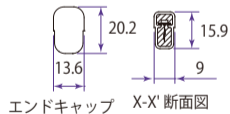

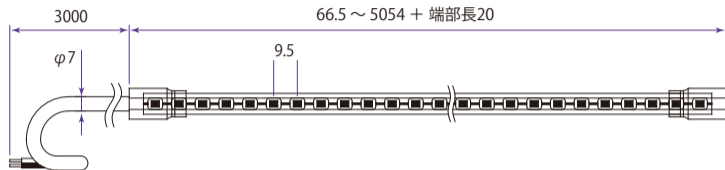
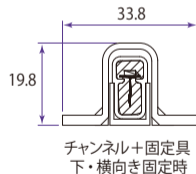
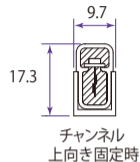


寸法図(mm)



補助部材 取付断面図(X-X')



※寸法図の詳細は、製品図をご確認ください。

| 全長 (m) | ~1 | ~3 | ~5 |
|---------|---------|---------|---------|
| 公差 (mm) | +10~-11 | +10~-16 | +10~-20 |