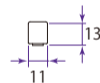
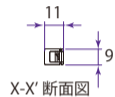
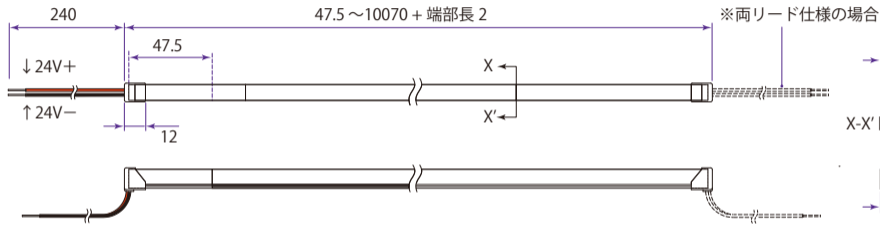
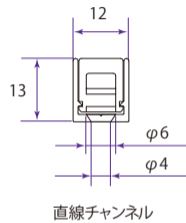


寸法図(mm)



補助部材 取付断面図(X-X')



全長 (m)	~1	~3	~5	~7	~10
公差 (mm)	+4~-7	+4~-17	+4~-26	+4~-36	+4~-50

※寸法図の詳細は、製品図をご確認ください。